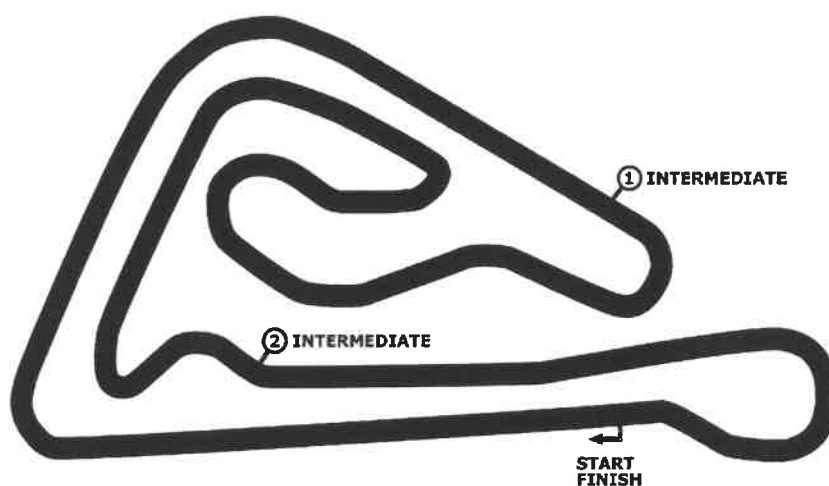




OMV MAXXMOTION FIA ETRC TRUCK RACE OF SLOVAKIA

qualifying



Slovakia Ring 5922 m

10 & 11 June 2023

wige



Result qualifying, 10.06.2023

Rk	No.	Gr	Entrant	License	Car	laps	Besttime			
		Cl	Driver	License	Team	%	GAP	DIV	km/h	
1	8	J	KIRCHER, Rene (GER)	27372	Honda Civic TCR FK7 Mertel Motorsport	9 100.00	2:11.458		162.175	
2	70		HOMOLA, Mat'o (SVK)	1137/BR	Hyundai Elantra N TCR Hyundai / Janík Motorsport	10 100.20	2:11.718 00.260	00.260	161.855	
3	32	J	CZEPIEL, Carlo (POL)	10018	Hyundai Elantra N TCR Hyundai / Janík Motorsport	11 100.25	2:11.792 00.334	00.074	161.764	
4	3		GHERMANDI, Giacomo (ITA)	464121	Audi RS3 LMS TCR 2021 Lema Racing	11 100.36	2:11.926 00.468	00.134	161.600	
5	9		KAJAIA, Davit (GEO)	ITD-C230003	Honda Civic TCR FK7 Mertel Motorsport	10 100.40	2:11.979 00.521	00.053	161.535	
6	96		FULÍN JR., Petr (CZE)	23AS1299	Cupra Leon Competición TCR Petr Fulín	11 100.63	2:12.281 00.823	00.302	161.166	
7	68		KOUT, Adam (CZE)	23AS0809	Hyundai Elantra N TCR Hyundai / Janík Motorsport	4 100.67	2:12.345 00.887	00.064	161.088	
8	71	J	DIETRICH, Philipp (AUT)	JA2118	Cupra Leon Competición TCR Team Wimmer Werk Motorsport	10 100.74	2:12.431 00.973	00.086	160.983	
9	23		STEIBEL, Sebastian (GER)	16356	Audi RS3 LMS TCR 2021 Aditis Racing	11 101.06	2:12.858 01.400	00.427	160.466	
10	121		VALLERS, Ivars (LVA)	IV09347LV23	Audi RS3 LMS TCR 2021 LV Racing	11 101.12	2:12.929 01.471	00.071	160.380	
11	25	J/T	POSCHIK, Tobias (AUT)	JA1119	Audi RS3 LMS TCR Aditis Racing	11 101.66	2:13.638 02.180	00.709	159.529	
12	21		WITTKÉ, Carol (GER)	23AS1299	Cupra Leon Competición TCR Petr Fulín	11 101.69	2:13.675 02.217	00.037	159.485	
13	74		KNEGO, Žarko (CRO)	ITC-C0972	Hyundai Elantra N TCR Auto Klub Dubrovnik	11 102.10	2:14.224 02.766	00.549	158.833	
14	38		ADÁMEK, Radim (CZE)	23AS0461	Audi RS3 LMS TCR 2021 Aditis Racing	11 102.49	2:14.727 03.269	00.503	158.240	
15	34	T	RZEPECKI, Adam (POL)	10044	Audi RS3 LMS TCR Adam Rzepecki	9 102.63	2:14.911 03.453	00.184	158.024	
16	82		SMEJKAL, Vít (CZE)	23AS0501	Cupra Leon Competición TCR Expres Auto Racing	11 102.92	2:15.298 03.840	00.387	157.572	
17	55	T	KOLAKOWSKI, Sebastian (POL)	S/ITB/10005	Honda Civic TCR FK7 Honda Wyszomirski Racing	10 103.19	2:15.654 04.196	00.356	157.159	
18	14		CÍŽEK, Petr (CZE)	23AS0512	Cupra Leon Competición TCR Expres Auto Racing	3 103.77	2:16.412 04.954	00.758	156.285	
19	24	T	CITERA, Antonio (AUT)	JA2047	Honda Civic TCR FK7 78 Racing-Team	9 103.81	2:16.472 05.014	00.060	156.217	

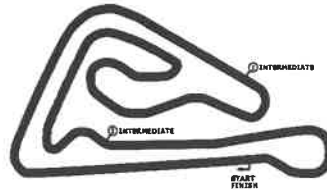
2:24.603

Issued:

Clerk of the Course:

Timekeeper:

subject to final scrutineering



Lap by Lap qualifying, 10.06.2023

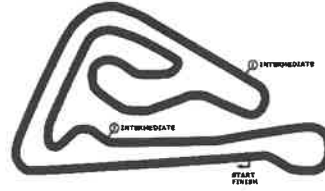
3 Giacomo Ghermandi , Audi RS3 LMS TCR 2021 / ITA															
1	2:39.188	2	2:12.641	3	2:12.495	4	2:12.335	pit	2:26.393	6	3:55.813	7	2:14.958	8	2:11.926
9	2:29.540	10	2:17.714	pit	2:19.937										
8 Rene Kircher , Honda Civic TCR FK7 J / GER															
pit	3:10.276	2	5:03.276	3	2:12.619	4	2:12.096	pit	2:14.984	6	4:33.434	7	2:11.458	8	2:11.803
pit	2:24.124														
9 Davit Kajaia , Honda Civic TCR FK7 / GEO															
1	3:06.951	pit	2:16.170	3	4:26.243	4	2:12.467	5	2:11.999	pit	2:15.815	7	4:21.313	8	2:17.129
9	2:11.979	pit	2:59.138												
14 Petr Cízek , Cupra Leon Competición TCR / CZE															
1	2:53.654	2	2:16.412	pit	2:20.510										
21 Carol Wittke , Cupra Leon Competición TCR / GER															
1	2:49.607	2	2:17.378	3	2:15.006	4	2:14.576	pit	2:17.598	6	4:51.039	7	2:14.676	8	2:14.146
9	2:13.675	10	2:13.964	pit	3:09.551										
23 Sebastian Steibel , Audi RS3 LMS TCR 2021 / GER															
1	3:47.719	2	2:15.010	3	2:12.858	4	2:12.884	pit	2:16.331	6	4:05.456	7	2:14.343	8	2:12.954
9	2:13.144	10	2:13.502	pit	3:10.915										
24 Antonio Citera , Honda Civic TCR FK7 T / AUT															
1	3:56.192	pit	6:32.952	3	4:06.158	4	2:19.756	5	2:17.480	6	2:18.730	7	2:16.472	8	2:17.701
pit	3:14.105														
25 Tobias Poschik , Audi RS3 LMS TCR J / T / AUT															
1	3:19.767	2	2:16.288	3	2:14.921	pit	2:15.484	5	3:44.638	6	2:16.233	7	2:13.638	8	2:14.116
9	2:14.735	10	2:14.888	pit	2:41.176										
32 Carlo Czepiel , Hyundai Elantra N TCR J / POL															
1	3:05.804	2	2:13.035	3	2:12.440	4	2:12.440	pit	2:17.516	6	4:04.174	7	2:11.921	8	2:11.792
9	2:12.485	10	2:26.176	pit	3:09.655										
34 Adam Rzepecki , Audi RS3 LMS TCR T / POL															
1	3:08.360	2	2:15.511	3	2:14.911	4	2:15.675	pit	2:21.848	6	5:13.983	7	2:14.919	8	2:15.129
pit	2:46.476														
38 Radim Adámek , Audi RS3 LMS TCR 2021 / CZE															
1	3:49.706	2	2:21.177	3	2:17.829	4	2:16.308	pit	2:23.080	6	4:09.942	7	2:15.377	8	2:14.952
9	2:14.875	10	2:14.727	pit	3:23.147										
55 Sebastian Kolakowski , Honda Civic TCR FK7 T / POL															
1	3:21.149	2	2:17.011	3	2:15.654	pit	2:24.299	5	5:53.656	6	2:16.731	7	2:16.382	8	2:16.362
9	2:16.789	pit	2:57.366												
68 Adam Kout , Hyundai Elantra N TCR / CZE															
1	3:04.586	2	2:13.614	3	2:12.345	pit	2:25.036								

OWW MAXXIMOTION FIA ETRC TRUCK RACE OF SLOVAKIA

Slovakia Ring, length 5922 m

10 & 11 June 2023

TCR Eastern Europe



Lap by Lap qualifying, 10.06.2023

70 Mat'o Homola , Hyundai Elantra N TCR / SVK															
1	3:02.894	2	2:14.183	3	2:12.662	4	2:12.121	pit	2:17.662	6	7:44.333	7	2:12.098	8	2:11.718
9	2:12.036	pit	2:40.389												

71 Philipp Dietrich , Cupra Leon Competición TCR J / AUT															
1	3:56.829	2	2:22.558	3	2:14.422	pit	2:15.726	5	4:02.483	6	2:13.504	7	2:12.431	8	2:12.960
9	2:13.273	pit	2:37.531												

74 Žarko Knego , Hyundai Elantra N TCR / CRO															
1	3:17.644	2	2:17.498	3	2:14.929	pit	2:30.437	5	3:56.690	6	2:14.367	7	2:14.867	8	2:41.373
9	2:14.224	10	2:14.860	pit	3:59.122										

82 Vít Smejkal , Cupra Leon Competición TCR / CZE															
1	3:54.142	2	2:27.458	3	2:17.493	4	2:16.328	5	2:16.345	pit	2:20.292	7	4:18.505	8	2:15.451
9	2:15.456	10	2:15.298	pit	3:16.376										

96 Petr Fulín Jr. , Cupra Leon Competición TCR / CZE															
1	2:40.951	2	2:13.967	3	2:12.491	4	2:12.281	pit	2:21.643	6	5:20.982	7	2:12.445	8	2:14.293
9	2:13.440	10	2:13.898	pit	3:06.474										

121 Ivars Vallers , Audi RS3 LMS TCR 2021 / LVA															
1	3:34.050	2	2:19.694	3	2:16.069	4	2:13.761	pit	2:28.726	6	4:00.891	7	2:13.144	8	2:12.929
9	2:18.766	10	2:24.975	11	3:41.900										

OMV MAXXOTION FIA ETRC TRUCK RACE OF SLOVAKIA

Slovakia Ring, length 5922 m

10 & 11 June 2023

TCR Eastern Europe



Lap Analysis qualifying, 10.06.2023

3 Giacomo Ghermandi (ITA) (Audi RS3 LMS TCR 2021) Theoretische Bestzeit: 2:11.798

Lap	D	Time	S1	S2	S3	Lap	D	Time	S1	S2	S3
1	1	2:39.188	58.021	1:10.126	31.041	7	1	2:14.958	40.653	1:05.311	28.994
2	1	2:12.641	41.128	1:04.482	27.031	8	1	2:11.926	40.304	1:04.463	27.159
3	1	2:12.495	40.636	1:04.809	27.050	9	1	2:29.540	40.532	1:11.461	37.547
4	1	2:12.335	40.618	1:04.676	27.041	10	1	2:17.714	43.694	1:06.718	27.302
5	1	2:26.393	40.898	1:12.267		11	1	2:19.937	40.319	1:04.935	
6	1	3:55.813	2:18.859	1:08.313	28.641						

8 Rene Kircher (GER) (Honda Civic TCR FK7) Theoretische Bestzeit: 2:11.445

Lap	D	Time	S1	S2	S3	Lap	D	Time	S1	S2	S3
1	1	3:10.276	1:13.769	1:18.207		6	1	4:33.434	2:54.232	1:11.236	27.966
2	1	5:03.276	3:19.548	1:15.723	28.005	7	1	2:11.458	40.259	1:04.137	27.062
3	1	2:12.619	40.870	1:04.700	27.049	8	1	2:11.803	40.396	1:04.269	27.138
4	1	2:12.096	40.681	1:04.151	27.264	9	1	2:24.124	40.421	1:07.209	
5	1	2:14.984	40.743	1:04.805							

9 Davit Kajaia (GEO) (Honda Civic TCR FK7) Theoretische Bestzeit: 2:11.781

Lap	D	Time	S1	S2	S3	Lap	D	Time	S1	S2	S3
1	1	3:06.951	1:14.300	1:16.991	35.660	6	1	2:15.815	41.906	1:05.506	
2	1	2:16.170	41.715	1:06.440		7	1	4:21.313	2:37.274	1:12.755	31.284
3	1	4:26.243	2:43.609	1:14.866	27.768	8	1	2:17.129	42.287	1:05.984	28.858
4	1	2:12.467	40.682	1:04.400	27.385	9	1	2:11.979	40.368	1:04.294	27.317
5	1	2:11.999	40.520	1:04.091	27.383	10	1	2:59.138	51.994	1:18.896	

14 Petr Cížek (CZE) (Cupra Leon Competición TCR) Theoretische Bestzeit: 2:14.488

Lap	D	Time	S1	S2	S3	Lap	D	Time	S1	S2	S3
1	1	2:53.654	1:06.568	1:17.860	29.226	3	1	2:20.510	41.794	1:05.391	
2	1	2:16.412	42.475	1:06.634	27.303						

21 Carol Wittke (GER) (Cupra Leon Competición TCR) Theoretische Bestzeit: 2:13.501

Lap	D	Time	S1	S2	S3	Lap	D	Time	S1	S2	S3
1	1	2:49.607	1:02.993	1:16.055	30.559	7	1	2:14.676	42.240	1:05.231	27.205
2	1	2:17.378	43.623	1:06.237	27.518	8	1	2:14.146	41.654	1:05.325	27.167
3	1	2:15.006	42.114	1:05.541	27.351	9	1	2:13.675	41.570	1:04.831	27.270
4	1	2:14.576	42.015	1:05.158	27.403	10	1	2:13.964	41.499	1:05.182	27.283
5	1	2:17.598	41.958	1:05.268		11	1	3:09.551	57.226	1:28.668	
6	1	4:51.039	3:11.712	1:10.981	28.346						

23 Sebastian Steibel (GER) (Audi RS3 LMS TCR 2021) Theoretische Bestzeit: 2:12.451

Lap	D	Time	S1	S2	S3	Lap	D	Time	S1	S2	S3
1	1	3:47.719				7	1	2:14.343	40.981	1:06.205	27.157
2	1	2:15.010	42.048	1:05.704	27.258	8	1	2:12.954	40.602	1:05.081	27.271
3	1	2:12.858	40.915	1:04.770	27.173	9	1	2:13.144	40.585	1:05.207	27.352
4	1	2:12.884	40.852	1:04.701	27.323	10	1	2:13.502	40.597	1:05.501	27.404
5	1	2:16.331	40.881	1:05.603		11	1	3:10.915	58.507	1:29.902	
6	1	4:05.456	2:23.885	1:13.903	27.668						

24 Antonio Citera (AUT) (Honda Civic TCR FK7) Theoretische Bestzeit: 2:16.440

Lap	D	Time	S1	S2	S3	Lap	D	Time	S1	S2	S3
1	1	3:56.192	1:46.553	1:28.179	41.460	6	1	2:18.730	42.423	1:08.283	28.024
2	1	6:32.952	43.456	5:17.938		7	1	2:16.472	41.980	1:06.641	27.850
3	1	4:06.158	2:28.545	1:09.076	28.537	8	1	2:17.701	42.130	1:07.195	28.376
4	1	2:19.756	43.628	1:08.002	28.126	9	1	3:14.105	1:07.866	1:26.056	
5	1	2:17.480	42.593	1:07.069	27.818						

OMV MAXXOTION FIA ETRC TRUCK RACE OF SLOVAKIA

Slovakia Ring, length 5922 m

10 & 11 June 2023

TCR Eastern Europe



Lap Analysis qualifying, 10.06.2023

25 Tobias Poschik (AUT) (Audi RS3 LMS TCR) Theoretische Bestzeit: 2:13.499

Lap	D	Time	S1	S2	S3	Lap	D	Time	S1	S2	S3
1	1	3:19.767				7	1	2:13.638	40.947	1:05.217	27.474
2	1	2:16.288	42.192	1:06.404	27.692	8	1	2:14.116	41.288	1:05.399	27.429
3	1	2:14.921	41.669	1:05.766	27.486	9	1	2:14.735	41.197	1:05.605	27.933
4	1	2:15.484	41.415	1:06.087		10	1	2:14.888	41.130	1:05.955	27.803
5	1	3:44.638	2:11.278	1:06.020	27.340	11	1	2:41.176	50.716	1:15.056	
6	1	2:16.233	43.208	1:05.690	27.335						

32 Carlo Czepiel (POL) (Hyundai Elantra N TCR) Theoretische Bestzeit: 2:11.578

Lap	D	Time	S1	S2	S3	Lap	D	Time	S1	S2	S3
1	1	3:05.804	1:16.775	1:13.737	35.292	7	1	2:11.921	40.868	1:03.891	27.161
2	1	2:13.035	41.382	1:04.469	27.184	8	1	2:11.792	40.525	1:04.083	27.184
3	1	2:12.440	40.771	1:04.369	27.300	9	1	2:12.485	40.638	1:04.172	27.675
4	1	2:12.440	40.593	1:04.629	27.218	10	1	2:26.176	40.669	1:12.002	33.505
5	1	2:17.516	41.029	1:04.859		11	1	3:09.655	52.496	1:28.916	
6	1	4:04.174	2:28.485	1:08.257	27.432						

34 Adam Rzepecki (POL) (Audi RS3 LMS TCR) Theoretische Bestzeit: 2:14.720

Lap	D	Time	S1	S2	S3	Lap	D	Time	S1	S2	S3
1	1	3:08.360	1:16.937	1:15.921	35.502	6	1	5:13.983	3:26.458	1:19.339	28.186
2	1	2:15.511	42.167	1:05.828	27.516	7	1	2:14.919	41.560	1:05.781	27.571
3	1	2:14.911	41.416	1:05.929	27.566	8	1	2:15.129	41.423	1:05.976	27.730
4	1	2:15.675	41.434	1:06.392	27.849	9	1	2:46.476	49.526	1:17.740	
5	1	2:21.848	41.509	1:07.186							

38 Radim Adámek (CZE) (Audi RS3 LMS TCR 2021) Theoretische Bestzeit: 2:14.469

Lap	D	Time	S1	S2	S3	Lap	D	Time	S1	S2	S3
1	1	3:49.706				7	1	2:15.377	42.079	1:05.771	27.527
2	1	2:21.177				8	1	2:14.952	41.355	1:05.930	27.667
3	1	2:17.829	42.297	1:07.471	28.061	9	1	2:14.875	41.308	1:05.751	27.814
4	1	2:16.308	42.114	1:06.411	27.783	10	1	2:14.727	41.189	1:05.886	27.652
5	1	2:23.080	42.357	1:08.052		11	1	3:23.147	1:00.950	1:34.548	
6	1	4:09.942	2:30.113	1:11.413	28.416						

55 Sebastian Kolakowski (POL) (Honda Civic TCR FK7) Theoretische Bestzeit: 2:15.488

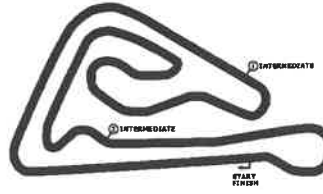
Lap	D	Time	S1	S2	S3	Lap	D	Time	S1	S2	S3
1	1	3:21.149	1:22.389	1:22.017	36.743	6	1	2:16.731	42.349	1:06.519	27.863
2	1	2:17.011	42.272	1:07.222	27.517	7	1	2:16.382	41.704	1:07.076	27.602
3	1	2:15.654	41.841	1:06.261	27.546	8	1	2:16.362	42.065	1:06.645	27.652
4	1	2:24.299	41.793	1:06.907		9	1	2:16.789	41.860	1:06.849	28.080
5	1	5:53.656	4:17.247	1:08.508	27.901	10	1	2:57.366	49.295	1:23.028	

68 Adam Kout (CZE) (Hyundai Elantra N TCR) Theoretische Bestzeit: 2:12.133

Lap	D	Time	S1	S2	S3	Lap	D	Time	S1	S2	S3
1	1	3:04.586	1:16.149	1:13.553	34.884	3	1	2:12.345	40.709	1:04.251	27.380
2	1	2:13.614	41.447	1:04.999	27.168	4	1	2:25.036	42.496	1:09.639	

70 Mat'o Homola (SVK) (Hyundai Elantra N TCR) Theoretische Bestzeit: 2:11.456

Lap	D	Time	S1	S2	S3	Lap	D	Time	S1	S2	S3
1	1	3:02.894	1:14.411	1:14.031	34.452	6	1	7:44.333	6:10.590	1:06.191	27.552
2	1	2:14.183	41.865	1:05.185	27.133	7	1	2:12.098	40.758	1:04.217	27.123
3	1	2:12.662	41.071	1:03.791	27.801	8	1	2:11.718	40.572	1:04.033	27.113
4	1	2:12.121	40.862	1:04.064	27.195	9	1	2:12.036	40.553	1:04.301	27.182
5	1	2:17.662	41.418	1:05.131		10	1	2:40.389	49.212	1:11.926	



Lap Analysis qualifying, 10.06.2023

71 Philipp Dietrich (AUT) (Cupra Leon Competición TCR)

Theoretische Bestzeit: 2:12.141

Lap	D	Time	S1	S2	S3	Lap	D	Time	S1	S2	S3
1	1	3:56.829	1:57.769	1:18.686	40.374	6	1	2:13.504	41.533	1:04.868	27.103
2	1	2:22.558	46.661	1:08.140	27.757	7	1	2:12.431	40.562	1:04.671	27.193
3	1	2:14.422	41.350	1:05.770	27.302	8	1	2:12.960	40.362	1:05.285	27.313
4	1	2:15.726	41.411	1:05.501		9	1	2:13.273	40.499	1:05.391	27.383
5	1	4:02.483	2:22.532	1:09.814	30.137	10	1	2:37.531	47.771	1:13.162	

74 Žarko Knego (CRO) (Hyundai Elantra N TCR)

Theoretische Bestzeit: 2:13.695

Lap	D	Time	S1	S2	S3	Lap	D	Time	S1	S2	S3
1	1	3:17.644	1:18.989	1:24.023	34.632	7	1	2:14.867	41.119	1:06.263	27.485
2	1	2:17.498	42.933	1:06.988	27.577	8	1	2:41.373	49.136	1:23.597	28.640
3	1	2:14.929	41.732	1:05.813	27.384	9	1	2:14.224	41.196	1:05.690	27.338
4	1	2:30.437	41.841	1:14.090		10	1	2:14.860	41.147	1:06.163	27.550
5	1	3:56.690	2:10.387	1:18.126	28.177	11	1	3:59.122	1:14.268	1:32.494	
6	1	2:14.367	41.791	1:05.351	27.221						

82 Vít Smejkal (CZE) (Cupra Leon Competición TCR)

Theoretische Bestzeit: 2:15.098

Lap	D	Time	S1	S2	S3	Lap	D	Time	S1	S2	S3
1	1	3:54.142	1:45.117	1:28.832	40.193	7	1	4:18.505	2:38.670	1:11.778	28.057
2	1	2:27.458	45.064	1:11.456	30.938	8	1	2:15.451	42.321	1:05.821	27.301
3	1	2:17.493	43.180	1:06.913	27.400	9	1	2:15.456	42.185	1:05.975	27.296
4	1	2:16.328	42.649	1:06.324	27.355	10	1	2:15.298	41.973	1:05.894	27.431
5	1	2:16.345	42.698	1:06.236	27.411	11	1	3:16.376	52.444	1:30.823	
6	1	2:20.292	42.260	1:07.033							

96 Petr Fulín Jr. (CZE) (Cupra Leon Competición TCR)

Theoretische Bestzeit: 2:12.047

Lap	D	Time	S1	S2	S3	Lap	D	Time	S1	S2	S3
1	1	2:40.951	56.577	1:12.247	32.127	7	1	2:12.445	40.616	1:04.771	27.050
2	1	2:13.967	41.292	1:05.450	27.225	8	1	2:14.293	40.517	1:06.820	26.956
3	1	2:12.491	40.584	1:04.828	27.079	9	1	2:13.440	40.545	1:05.656	27.239
4	1	2:12.281	40.312	1:04.830	27.139	10	1	2:13.898	40.644	1:05.689	27.565
5	1	2:21.643	40.462	1:06.672		11	1	3:06.474	1:13.411	1:13.157	
6	1	5:20.982	3:43.467	1:09.282	28.233						

121 Ivars Vallers (LVA) (Audi RS3 LMS TCR 2021)

Theoretische Bestzeit: 2:12.840

Lap	D	Time	S1	S2	S3	Lap	D	Time	S1	S2	S3
1	1	3:34.050	1:39.018	1:26.031	29.001	7	1	2:13.144	40.845	1:05.201	27.099
2	1	2:19.694	43.805	1:08.404	27.485	8	1	2:12.929	40.541	1:05.211	27.177
3	1	2:16.069	42.522	1:06.346	27.201	9	1	2:18.766	40.552	1:10.600	27.614
4	1	2:13.761	40.960	1:05.577	27.224	10	1	2:24.975	42.258	1:13.152	29.565
5	1	2:28.726	49.519	1:09.774		11	1	3:41.900	1:19.652	1:32.131	
6	1	4:00.891	2:15.518	1:17.689	27.684						



Best Sector Times qualifying

sector 1			sector 2			sector 3			theoretical and best lap time					
Pos.	No	Driver	Time	No	Driver	Time	No	Driver	Time	No	Driver	theoretical	Best	Pos
1	8	Kircher R.	40.259	70	Homola M.	1:03.790	96	Fulín Jr. P.	26.956	8	Kircher R.	2:11.445	2:11.458	1
2	3	Ghermandi G.	40.304	32	Czepiel C.	1:03.892	3	Ghermandi G.	27.031	70	Homola M.	2:11.456	2:11.718	2
3	96	Fulín Jr. P.	40.312	9	Kajaia D.	1:04.096	8	Kircher R.	27.049	32	Czepiel C.	2:11.578	2:11.792	3
4	71	Dietrich P.	40.362	8	Kircher R.	1:04.137	121	Vallers I.	27.099	9	Kajaia D.	2:11.781	2:11.979	5
5	9	Kajaia D.	40.368	68	Kout A.	1:04.256	71	Dietrich P.	27.103	3	Ghermandi G.	2:11.798	2:11.926	4
6	32	Czepiel C.	40.525	3	Ghermandi G.	1:04.463	70	Homola M.	27.113	96	Fulín Jr. P.	2:12.047	2:12.281	6
7	121	Vallers I.	40.541	71	Dietrich P.	1:04.676	23	Steibel S.	27.157	68	Kout A.	2:12.133	2:12.345	7
8	70	Homola M.	40.553	23	Steibel S.	1:04.709	32	Czepiel C.	27.161	71	Dietrich P.	2:12.141	2:12.431	8
9	23	Steibel S.	40.585	96	Fulín Jr. P.	1:04.779	21	Wittke C.	27.167	23	Steibel S.	2:12.451	2:12.858	9
10	68	Kout A.	40.709	21	Wittke C.	1:04.835	68	Kout A.	27.168	121	Vallers I.	2:12.840	2:12.929	10
11	25	Poschik T.	40.947	121	Vallers I.	1:05.200	74	Knego Ž.	27.221	25	Poschik T.	2:13.499	2:13.638	11
12	74	Knego Ž.	41.119	25	Poschik T.	1:05.217	82	Smejkal V.	27.296	21	Wittke C.	2:13.501	2:13.675	12
13	38	Adámek R.	41.189	74	Knego Ž.	1:05.355	14	Cížek P.	27.303	74	Knego Ž.	2:13.695	2:14.224	13
14	34	Rzepecki A.	41.416	14	Cížek P.	1:05.391	9	Kajaia D.	27.317	38	Adámek R.	2:14.469	2:14.727	14
15	21	Wittke C.	41.499	38	Adámek R.	1:05.753	25	Poschik T.	27.335	14	Cížek P.	2:14.488	2:16.412	18
16	55	Kolakowski S.	41.704	34	Rzepecki A.	1:05.788	34	Rzepecki A.	27.516	34	Rzepecki A.	2:14.720	2:14.911	15
17	14	Cížek P.	41.794	82	Smejkal V.	1:05.829	55	Kolakowski S.	27.517	82	Smejkal V.	2:15.098	2:15.298	16
18	82	Smejkal V.	41.973	55	Kolakowski S.	1:06.267	38	Adámek R.	27.527	55	Kolakowski S.	2:15.488	2:15.654	17
19	24	Citera A.	41.980	24	Citera A.	1:06.642	24	Citera A.	27.818	24	Citera A.	2:16.440	2:16.472	19